


# TRUE OAK 'DEEP'

Patented technology  
**EXCLUSIVE**  
to Revolution Roofing



## FEATURES & BENEFITS

- 76mm x 21mm corrugation.
- Suitable for roofing, walling & fencing applications.
- Also available in 600mm heritage galvanised 8 flute cover.
- 40% deeper and 40% stronger than standard shallow corrugated.
- Ability to go down to a 3 degree pitch.
- Available in four gauges - 0.35, 0.42, 0.48 & 0.60 BMT.
- This profile is much stronger underfoot and is far less susceptible to denting by foot traffic.

Note: To be used in conjunction with True Oak barge & ridge.

## MATERIAL SPECIFICATIONS

Revolution Roofing only use 100% BlueScope Steel products.

ZINCALUME® steel aluminium/zinc alloy-coated steel complying with AS1397-2001 G550, AZ150 (550MPa minimum yield stress, 150g/m<sup>2</sup> minimum coating mass); or Stainless Steel standard grade designation is AISI/ASTM Type 430; UNS No. S43000.

COLORBOND® steel metal thickness is 0.35, 0.42 or 0.48mm. G550, AZ150 (550MPa minimum yield stress, 150g/m<sup>2</sup> minimum coating mass).

COLORBOND® Ultra base metal thickness is 0.42 or 0.48mm. G550, AZ200 (550MPa minimum yield stress, 200g/m<sup>2</sup> minimum coating mass).

COLORBOND® steel .60 Blue Orb G300, AZ150 (300Mpa minimum yield stress, 150g/m<sup>2</sup> minimum coating mass).

COLORBOND® Metallic steel base metal thickness is 0.48mm. G550, AZ150 (550Mpa minimum yield stress, 150g/m<sup>2</sup> minimum yield stress, 150g/m<sup>2</sup> minimum coating mass).

The COLORBOND® prepainted steel complies with AS/NZS2728:1997.

## MINIMUM ROOF PITCH 3 degrees

The TRUE OAK 'DEEP' can go down to a minimum roof pitch of 3 degrees. Sheet lengths greater than 24m will require an expansion joint.

## TOLERANCE & MASSES

TRUE OAK 'DEEP' Masses						
Measurement	Zincalume 0.35 BMT	Colorbond 0.35 BMT	Zincalume 0.42 BMT	Colorbond 0.42 BMT	Zincalume 0.48 BMT	Colorbond 0.48 BMT
kg/m	2.89	2.95	3.43	3.49	3.91	3.95
kg/m <sup>2</sup>	3.79	3.92	4.50	4.58	5.13	5.18

## Tolerances

Length: +10mm/ -10mm      Width: +4mm/ -4mm

## GUARANTEED TO LAST

Revolution Roofing are so sure that their new True Oak corrugated will stand the test of time they are willing to back it up with an exclusive True Oak 20 Year Watertight Installation Guarantee. This back-to-back material & corrosion warranty is available only when the product is installed by a Revolution Roofing Licensed Contractor.



## HISTORIC NEW COLOUR FROM THE PAST

Even BlueScope Steel is excited! To coincide with the launch of Revolution Roofings new True Oak corrugated profiles, BlueScope Steel have launched a new semi-metallic colour 'Cordite Grey' in the style of the original graphite micaceous paints.



**Zincalume® Colorbond®**

MILE END SOUTH SA  
55 Scotland Road  
P: 08 8352 0911 F: 08 8352 0922

LONSDALE SA  
14 Bredbo Street  
P: 08 8186 0545 F: 08 8186 1341

OSBORNE PARK WA  
55b Hector Street  
P: 08 9217 9011 F: 08 9204 5564



# TRUE OAK 'DEEP'

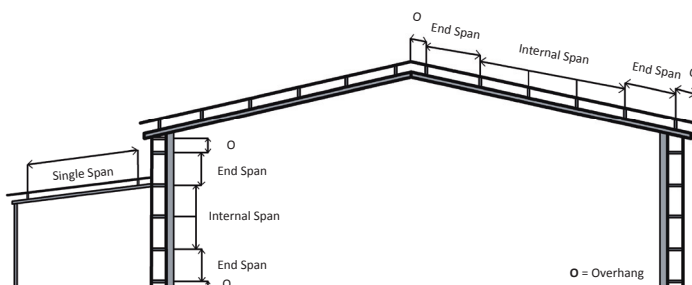
## SPAN TABLE NON-CYCLONIC

Revolution Roofing TRUE OAK 'DEEP' Recommended Maximum Support Spacings (mm) SPAN TABLE			
Type of Roof Span BMT (mm)	0.35	0.42	0.48
Single Span	700	800	950
End Span	900	1100	1500
Internal Span	1200	1500	1900
Unstiffened Eaves Overhang	200	250	300
Stiffened Eaves Overhang	300	400	450
Type of Wall Span BMT (mm)	0.35	0.42	0.48
Single Span	1800	1800	1900
End Span	2500	2700	2900
Internal Span	2700	2700	2900
Overhang	200	250	300

Note:

1. For roofing the data is based on foot traffic loading.
2. For walling the data is based on wind pressure.
3. The above data table is based on supports of 1mm BMT.

## STANDARD INTERPRETATION OF SPANS



### Design Parameters

Region A:  $C_{p,e} = 0.65$   
 Terrain Category 2  $C_{p,i} = 0.20$   
 Height = 10m  $P_u = 2.25 \text{ kPa}$   
 $K_L = 2.0$   $P_s = 1.93 \text{ kPa}$

### Turning of Sheetting Ends

It is recommended to allow roof sheets to overlap into gutters by about 50mm. The valleys of sheets should be turned down at lower ends and turned up at the upper ends of the sheet.

### Lengths

Sheets are provided at your required length.

# TRUE OAK 'DEEP'

## FASTENER SPACING NON-CYCLONIC

### Crest Fastener Location

5 fasteners per sheet - end supports and end laps



### Valley Fastener Location

5 fasteners per sheet - end supports and end laps



### 3 fasteners per sheet - internal supports

(roofing should be lapped away from prevailing weather)



### 3 fasteners per sheet - internal supports

(roofing should be lapped away from prevailing weather)



Note: Side lap fasteners are optional when using 5 fasteners per sheet, but are a requirement when only using 3 fasteners per sheet for valleys.

## FASTENER SPACING CYCLONIC

### Crest Fastener Location

5 fasteners per sheet - end supports and end laps



### Crest Fastener Location

5 fasteners per sheet - internal supports  
(roofing should be lapped away from prevailing weather)



## Maximum Support Spacings

The maximum recommended support spacings are based on testing in accordance with AS1562.1-1992, AS4040.1-1992 and AS4040.2-1992. The recommended roof spans take in to consideration both resistance to wind pressure and light roof traffic (traffic arising from maintenance). The wall spans take in to consideration the resistance to wind pressure only.

Note: After exposure of cladding to an extreme wind event, it is recommended that inspection be performed to confirm cladding integrity.

\* The above data displayed is based on trend data, which is a true representation of the average product capability.

# TRUE OAK 'DEEP'

## INSTALLATION & SCREWS NON-CYCLONIC

### Side Laps

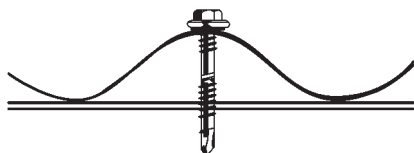
Side-lapping of the corrugated iron may be a requirement at maximum spans. It is generally considered good practice to use fasteners along side-laps to help hold the sheet laps firmly in place and maintain a weatherproof joint. When cladding is supported, side-lap fasteners are generally not needed for extra strength.

### End Laps

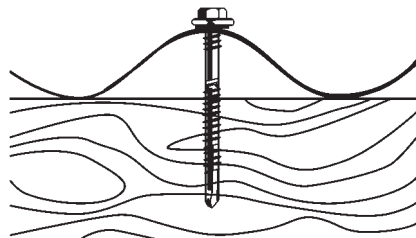
End laps are not generally required as corrugated iron is available in long lengths, however if they are necessary for a certain application please contact your nearest Revolution Roofing office for information regarding the sequence of laying and the amount of overlap.

## ROOFING CREST FIXING

### Fixing to Steel

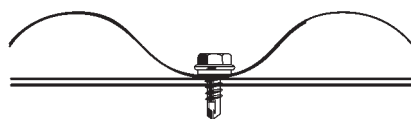


### Fixing to Timber

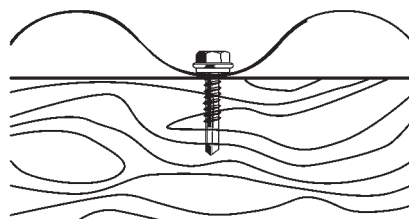


## VALLEY FIXING

### Fixing to Steel



### Fixing to Timber



TRUE OAK 'DEEP'				
(Deck 1; 21mm Profile)				
Type	Roofing		Walling	
	Steel	Timber	Steel	Timber
Crest Fixed	50mm Roof Zip® Light Gauge Steel / Timber; 39mm Auto Tek® Steel Purlin	50mm Roof Zip® Light Gauge Steel / Timber; 65mm T17 Timber	50mm Roof Zip® Light Gauge Steel / Timber; 39mm Auto Tek® Steel Purlin	50mm Roof Zip® Light Gauge Steel / Timber; 65mm T17 Timber
Valley Fixed	25mm Roof Zip® Light Gauge Steel / Timber; 16mm Auto Tek® Steel Purlin; 20mm Tek® Steel Purlin; 25mm Designer Head Steel Purlin < 3mm / Timber	25mm Roof Zip® Light Gauge Steel / Timber; 25mm T17 Timber	25mm Roof Zip® Light Gauge Steel / Timber; 16mm Auto Tek® Steel Purlin; 20mm Tek® Steel Purlin; 25mm Designer Head Steel Purlin < 3mm / Timber	25mm Roof Zip® Light Gauge Steel / Timber; 25mm Designer Head Steel Purlin < 3mm / Timber; 25mm T17 Timber