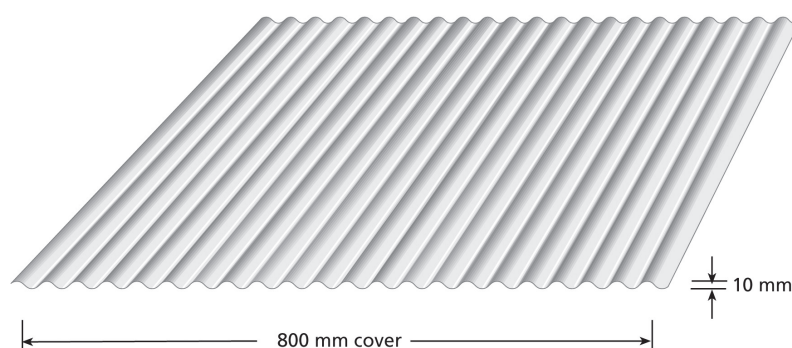


TRUE OAK 'MID'

Patented technology
EXCLUSIVE
to Revolution Roofing



FEATURES & BENEFITS

- 38.1mm x 10mm.
- Suitable for walling, ceiling verandah & canopy applications.
- Patented True Oak technology exclusive to Revolution Roofing.
- Sinusoidal profile highlights different facets of the waves when viewed from different perspectives.
- 50% wider and 100% stronger than 25mm x 6mm standard miniature corrugated.
- Available in 0.42 BMT gauge.
- Profile is less 'busy' on larger areas.
- New horizontal walling opportunities.
- Improved lapping resulting in no sagging or gapping.
- Twice the area for fixings than standard 'mini' corrugated.

Note: To be used in conjunction with True Oak barge & ridge.

MATERIAL SPECIFICATIONS

Revolution Roofing only use 100% BlueScope Steel products.

ZINCALUME® steel aluminium/zinc alloy-coated steel complying with AS1397-2001 G550, AZ150 (550MPa minimum yield stress, 150g/m² minimum coating mass); or Stainless Steel standard grade designation is AISI/ASTM Type 430; UNS No. S43000.

COLORBOND® steel metal thickness is 0.35, 0.42 or 0.48mm. G550, AZ150 (550MPa minimum yield stress, 150g/m² minimum coating mass).

COLORBOND® Ultra base metal thickness is 0.42 or 0.48mm. G550, AZ200 (550MPa minimum yield stress, 200g/m² minimum coating mass).

COLORBOND® steel .60 Blue Orb G300, AZ150 (300Mpa minimum yield stress, 150g/m² minimum coating mass).

COLORBOND® Metallic steel base metal thickness is 0.48mm. G550, AZ150 (550Mpa minimum yield stress, 150g/m² minimum yield stress, 150g/m² minimum coating mass).

The COLORBOND® prepainted steel complies with AS/NZS2728:1997.

TOLERANCE & MASSES

TRUE OAK 'MID' Masses		
Measurement	Zincalume 0.42 BMT	Colorbond 0.42 BMT
kg/lm	3.25	3.32
kg/m ²	4.00	4.10
m ² /t	250	244

Tolerances

Length: +10mm/ -10mm Width: +4mm/ -4mm

GUARANTEED TO LAST

Revolution Roofing are so sure that their new True Oak corrugated will stand the test of time they are willing to back it up with an exclusive True Oak 20 Year Watertight Installation Guarantee. This back-to-back material & corrosion warranty is available only when the product is installed by a Revolution Roofing Licensed Contractor.



HISTORIC NEW COLOUR FROM THE PAST

Even BlueScope Steel is excited! To coincide with the launch of Revolution Roofings new True Oak corrugated profiles, BlueScope Steel have launched a new semi-metallic colour 'Cordite Grey' in the style of the original graphite micaceous paints.



Zincalume® Colorbond®

MILE END SOUTH SA
55 Scotland Road
P: 08 8352 0911 F: 08 8352 0922

LONSDALE SA
14 Bredbo Street
P: 08 8186 0545 F: 08 8186 1341

OSBORNE PARK WA
55b Hector Street
P: 08 9217 9011 F: 08 9204 5564



TRUE OAK 'MID'

SPAN TABLE NON-CYCLONIC

Revolution Roofing TRUE OAK 'MID' Recommended Maximum Support Spacings (mm) SPAN TABLE	
Type of Wall Span BMT (mm)	0.42
Single Span	1500
End Span	1500
Internal Span	1500
Overhang	200

Note:

1. For walling the data is based on wind pressure.
2. The above data table is based on supports of 1mm BMT.
3. Fastening the sidelaps mid span will improve the overall appearance whilst not affecting the functionality of the product.
4. All external fasteners should be fitted with a epdm washers.

CLADDING PROFILE

The True Oak 'MID' profile is generally used in cladding applications. For alternative fixing applications please contact your nearest Revolution Roofing office for more information.

FASTENER SPACING NON-CYCLONIC

Valley Fastener Location

5 fasteners per sheet - end supports and end laps



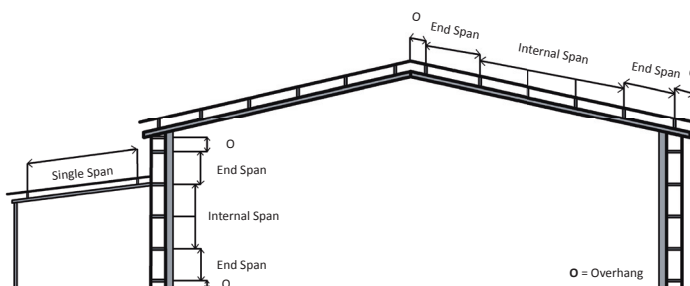
3 fasteners per sheet - internal supports

(roofing should be lapped away from prevailing weather)



Note: Side lap fasteners are optional when using 5 fasteners per sheet, but are a requirement when only using 3 fasteners per sheet for valleys.

STANDARD INTERPRETATION OF SPANS



Design Parameters

Region A: $C_{p,e} = 0.65$
 Terrain Category 2 $C_{p,i} = 0.20$
 Height = 10m $P_u = 2.25 \text{ kPa}$
 $K_L = 2.0$ $P_s = 1.93 \text{ kPa}$

Maximum Support Spacings

The maximum recommended support spacings are based on testing in accordance with AS1562.1-1992, AS4040.1-1992 and AS4040.2-1992. The recommended roof spans take in to consideration both resistance to wind pressure and light roof traffic (traffic arising from maintenance). The wall spans take in to consideration the resistance to wind pressure only.

Note: After exposure of cladding to an extreme wind event, it is recommended that inspection be performed to confirm cladding integrity.

* The above data displayed is based on trend data, which is a true representation of the average product capability.

TRUE OAK 'MID'

INSTALLATION & SCREWS NON-CYCLONIC

Side Laps

Side-lapping of the corrugated iron may be a requirement at maximum spans. When cladding is supported, side-lap fasteners are generally not needed for extra strength.

End Laps

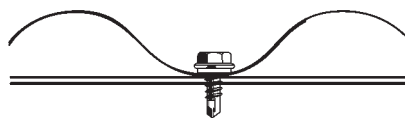
End laps are not generally required as corrugated iron is available in long lengths, however if they are necessary for a certain application please contact your nearest Revolution Roofing office for information regarding the sequence of laying and the amount of overlap.

Lengths

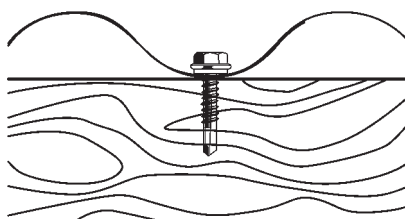
Sheets are provided at your required length.

VALLEY FIXING

Fixing to Steel



Fixing to Timber



TRUE OAK 'MID' (Deck 3; 10mm Profile)				
Type	Roofing		Walling	
	Steel	Timber	Steel	Timber
Valley Fixed	25mm Roof Zip® Light Gauge Steel / Timber; 16mm Auto Tek® Steel Purlin; 20mm Tek® Steel Purlin; 25mm Designer Head Steel Purlin < 3mm / Timber	25mm Roof Zip® Light Gauge Steel / Timber; 25mm T17 Timber	25mm Roof Zip® Light Gauge Steel / Timber; 16mm Auto Tek® Steel Purlin; 20mm Tek® Steel Purlin; 25mm Ripplezips® Light Gauge Steel / Timber; 25mm Designer Head Steel Purlin < 3mm / Timber	25mm Ripplezips® Light Gauge Steel / Timber; 25mm Designer Head Steel Purlin < 3mm / Timber; 25mm T17 Timber

TRUE OAK 'MID'

This page has been intentionally left blank